

Format of holding of specified securities

1. Name of Listed Entity: DEEPAK SPINNERS LIMITED (CIN:)
2. Scrip Code 514030 Name of Scrip -, - Class of Security Equity
3. Share Holding Pattern Filed under : Reg. 31(1)(a)/Reg. 31(1)(b)/Reg. 31(1)(c)
 - a. If under 31 (1)(b) then indicate the report for Quarter ending: 30/12/2017
 - b. If under 31(1)(c) then indicate date of allotment/extinguishment

4. **Declaration** : The Listed entity is required to submit the following declaration to the extent of submission of information:-

	Particulars	Yes*	No*
1	Whether the Listed Entity has issued any partly paid up shares?		No
2	Whether the Listed Entity has issued any Convertible Securities or Warrants?		No
3	Whether the Listed Entity has any shares against which depository receipts are issued?		No
4	Whether the Listed Entity has any shares in Locked-in?		No
5	Whether any shares held by promoters are pledge or otherwise encumbered?		No

* If the Listed Entity selects the option 'No' for the questions above, the column for the partly paid up shares, Outstanding Convertible Securities/Warrants, depository receipts, locked-in shares, No of shares pledged or otherwise encumbered by promoters, as applicable, shall not be displayed at the time of dissemination on the Stock Exchange website. Also wherever there is 'No' declared by Listed Entity in above table the values will be considered as 'Zero' by default on submission of the format of holding of specified securities.


5. The tabular format for disclosure of holding of specified securities is as follows:-



DEEPAK SPINNERS LIMITED

Table I - Summary Statement holding of specified securities as on 30/12/2017


Category (I)	Category of shareholder (II)	Nos. of shareholders (III)	No. of fully paid up equity shares held (IV)	No. of Partly paid-up equity shares held (V)	No. of shares underlying Depository Receipts (VI)	Total nos. shares held (VII)=(IV)+(V)+(VI)	Shareholding as a % of total no. of shares (calculated as per SCRR, 1957) As a % of (A+B+C2) (VIII)	Number of Voting Rights held in each class of securities (IX)				No of shares Underlying outstanding convertible securities (including Warrants) (X)	Shareholding as a % assuming full conversion of convertible securities (as a percentage of diluted share capital) (XI)=(VII)+(X) As a % of (A+B+C2)	Number of Locked in shares (XII)		Number of shares pledged or otherwise encumbered (XIII)		Number of equity shares held in dematerialized form (XIV)
								No of Voting Rights			Total as a % of (A+B+C)			No. (a)	As a % of total shares held (b)	No. (a)	As a % of total shares held (b)	
								Class eg:x	Class eg:y	Total								
(A)	Promoter & Promoter group	13	3049144	0	0	3049144	42.4119	3049144	0	3049144	42.4119	0	42.4119	0	0.0000	0	0.0000	3049144
(B)	Public	8031	4140224	0	0	4140224	57.5881	4140224	0	4140224	57.5881	0	57.5881	0	0.0000	NA		3456511
(C)	Non Promoter - Non Public															NA		
(C1)	Shares underlying DRs						NA									NA		
(C2)	Shares held by Employee Trusts															NA		
	Total	8044	7189368	0	0	7189368	100.0000	7189368	0	7189368	100.0000	0	100.0000	0				6505655




DEEPAK SPINNERS LIMITED

Table II - Statement Showing shareholding pattern of the Promoter and Promoter Group as on 30/12/2017

	Category & Name of the Shareholders (I)	PAN	(II)	Nos. of shareholders (III)	No. of fully paid up equity shares held (IV)	Partly paid-up equity shares held (V)	Nos. of shares underlying Depository Receipts (VI)	Total nos. shares held (VII)=(IV)+(V)+(VI)	Shareholding % calculated as per SCRR, 1957 As a % of (A+B+C2) (VIII)	Number of Voting Rights held in each class of securities (IX)			No of shares Underlying convertible securities (including Warrants) (X)	Shareholding as a % assuming full conversion of convertible securities (as a percentage of diluted share capital) (XI)=(VII)+(X) As a % of A+B+C2)	Number of Locked in shares (XII)		Number of shares pledged or otherwise encumbered (XIII)		Number of equity shares held in dematerialized form (XIV)	
										No of Voting Rights					No. (a)	As a % of total shares held (b)	No. (a)	As a % of total shares held (b)		
										Class x	Class y	Total								
(1)	Indian																			
(a)	Individuals/Hindu undivided Family			8	1302545	0	0	1302545	18.1177	1302545	0	1302545	18.1177	0	18.1177	0	0.0000	0	0.0000	1302545
	PRADIP KUMAR DAGA	AGAPD8547R		1	404174	0	0	404174	5.6218	404174	0	404174	5.6218	0	5.6218	0	0.0000	0	0.0000	404174
	ASHA DEVI DAGA	ADIPD1260C		1	386428	0	0	386428	5.3750	386428	0	386428	5.3750	0	5.3750	0	0.0000	0	0.0000	386428
	YASHWANT KUMAR DAGA	AFYPD7477F		1	223425	0	0	223425	3.1077	223425	0	223425	3.1077	0	3.1077	0	0.0000	0	0.0000	223425
	PRADIP KUMAR DAGA	AADF80723G		1	103805	0	0	103805	1.4439	103805	0	103805	1.4439	0	1.4439	0	0.0000	0	0.0000	103805
	NANDINI DAGA	AHUPD8227B		1	77632	0	0	77632	1.0798	77632	0	77632	1.0798	0	1.0798	0	0.0000	0	0.0000	77632
	PRADIP KUMAR DAGA	AAGHP3089J		1	41466	0	0	41466	0.5768	41466	0	41466	0.5768	0	0.5768	0	0.0000	0	0.0000	41466
	YASHWANT KUMAR DAGA	AAAHY3936K		1	36000	0	0	36000	0.5007	36000	0	36000	0.5007	0	0.5007	0	0.0000	0	0.0000	36000
	SHANTANU DAGA	AHXP5470F		1	29615	0	0	29615	0.4119	29615	0	29615	0.4119	0	0.4119	0	0.0000	0	0.0000	29615
(b)	Central Government/State Government(s)																			
(c)	Financial Institutions/Banks																			
(d)	Any Other (specify)																			
	Bodies Corporate			5	1746599	0	0	1746599	24.2942	1746599	0	1746599	24.2942	0	24.2942	0	0.0000	0	0.0000	1746599
	MANGALAM ENGINEERING PROJECTS LTD	AACCM0359B		1	869429	0	0	869429	12.0933	869429	0	869429	12.0933	0	12.0933	0	0.0000	0	0.0000	869429
	CONTRANSYS PRIVATE LIMITED	AABCC0141L		1	402100	0	0	402100	5.5930	402100	0	402100	5.5930	0	5.5930	0	0.0000	0	0.0000	402100
	JALPAIGURI HOLDINGS PRIVATE LIMITED	AAACJ7869D		1	400070	0	0	400070	5.5647	400070	0	400070	5.5647	0	5.5647	0	0.0000	0	0.0000	400070
	COPLAMA PRODUCTS PRIVATE LIMITED	AABCC1046L		1	49500	0	0	49500	0.6885	49500	0	49500	0.6885	0	0.6885	0	0.0000	0	0.0000	49500
	LONGVIEW TEA COMPANY LTD	AAACL5564F		1	25500	0	0	25500	0.3547	25500	0	25500	0.3547	0	0.3547	0	0.0000	0	0.0000	25500
	Sub Total			13	3049144	0	0	3049144	42.4119	3049144	0	3049144	42.4119	0	42.4119	0	0.0000	0	0.0000	3049144
(2)	Foreign																			
(a)	Individuals (Non-Resident Individuals/Foreign Individuals)																			
(b)	Government																			
(c)	Institutions																			
(d)	Foreign Portfolio Investor																			
(e)	Any Other (specify)																			
	Sub Total			0	0	0	0	0	0.0000	0	0	0	0.0000	0	0.0000	0	0.0000	0	0.0000	0
	Total Shareholding of Promoter and Promoter Group (A)=(A)(1)+(A)(2)			13	3049144	0	0	3049144	42.4119	3049144	0	3049144	42.4119	0	42.4119	0	0.0000	0	0.0000	3049144



	Category & Name of the Shareholders (I)	PAN (II)	Nos. of shareholders (III)	No. of fully paid up equity shares held (IV)	Partly paid up equity shares held (V)	Nos. of shares underlying Depository Receipts (VI)	Total nos. shares held (VII)=(IV)+(V)+(VI)	Shareholding % calculated as per SCRR, 1957) As a % of (A+B+C2) (VIII)	Number of Voting Rights held in each class of securities (IX)			No of shares Underlying outstanding convertible securities (including Warrants) (X)	Shareholding as a % assuming full conversion of convertible securities (as a percentage of diluted share capital) (XI)=(VII)+(X) As a % of A+B+C2)	Number of Locked in shares (XII)		Number of shares pledged or otherwise encumbered (XIII)		Number of equity shares held in dematerialized form (XIV)	
									No of Voting Rights					Total as a % of Total Voting rights	No. (a)	As a % of total shares held (b)	No. (Not applicable) (a)		As a % of total shares held (Not applicable) (b)
									Class x	Class y	Total								
(1)	Institutions																		
(a)	Mutual Funds / UTI		4	5400	0	0	5400	0.0751	5400	0	5400	0.0751	0	0.0751	0	0.0000	NA		0
(b)	Venture Capital Funds																		
(c)	Alternate Investment Funds																		
(d)	Foreign Venture Capital Investors																		
(e)	Foreign Portfolio Investors																		
(f)	Financial Institutions / Banks		8	319780	0	0	319780	4.4480	319780	0	319780	4.4480	0	4.4480	0	0.0000	NA		319210
	M P STATE INDUSTRIAL DEVELOPMENT CORPORATION LIMITED	AACCM0327M	1	319160	0	0	319160	4.4393	319160	0	319160	4.4393	0	4.4393	0	0.0000	NA		319160
(g)	Insurance Companies		1	3700	0	0	3700	0.0515	3700	0	3700	0.0515	0	0.0515	0	0.0000	NA		3700
(h)	Provident Funds / Pension Funds																		
(i)	Any Other (specify)																		
	Sub Total		13	328880	0	0	328880	4.5745	328880	0	328880	4.5745	0	4.5745	0	0.0000	NA		322910
(2)	Central Government / State Government(s) / President of India																		
(3)	Non-Institutions																		
(a)	Individuals-																		
	i. Individual shareholders holding nominal share capital upto Rs.2 lakhs		7499	1868559	0	0	1868559	25.9906	1868559	0	1868559	25.9906	0	25.9906	0	0.0000	NA		1299917
	ii. Individual shareholders holding nominal share capital in excess of Rs.2 lakhs		21	1552675	0	0	1552675	21.5968	1552675	0	1552675	21.5968	0	21.5968	0	0.0000	NA		1552675
	SUBRAMANIAN P	AMBPS8931K	1	271500	0	0	271500	3.7764	271500	0	271500	3.7764	0	3.7764	0	0.0000	NA		271500
	BALDEV KUMAR GARG	AAWPG6834E	1	176736	0	0	176736	2.4583	176736	0	176736	2.4583	0	2.4583	0	0.0000	NA		176736
	BALDEV KUMAR GARG	AADHB1552P	1	172973	0	0	172973	2.4060	172973	0	172973	2.4060	0	2.4060	0	0.0000	NA		172973
	KUNJ BIHARI KASAT (H U F)	AACHK0825M	1	150000	0	0	150000	2.0864	150000	0	150000	2.0864	0	2.0864	0	0.0000	NA		150000
	RITESH GARG	ALXPG9627K	2	84968	0	0	84968	1.1819	84968	0	84968	1.1819	0	1.1819	0	0.0000	NA		84968
	SANTOSH GARG	AEAPG7315L	1	82528	0	0	82528	1.1479	82528	0	82528	1.1479	0	1.1479	0	0.0000	NA		82528
	PRIYANKA	AKOPP7720J	1	75888	0	0	75888	1.0556	75888	0	75888	1.0556	0	1.0556	0	0.0000	NA		75888
	Devyani Dharmesh Rathod	AATPR2733C	1	72922	0	0	72922	1.0143	72922	0	72922	1.0143	0	1.0143	0	0.0000	NA		72922
(b)	NBFCs registered with RBI																		



DEEPAK SPINNERS LIMITED

Table III - Statement Showing shareholding pattern of the Public shareholder as on 30/12/2017

Category & Name of the Shareholders (I)	PAN (II)	Nos. of shareholders (III)	No. of fully paid up equity shares held (IV)	Partly paid up equity shares held (V)	Nos. of shares underlying Depository Receipts (VI)	Total nos. shares held (VII)=(IV)+(V)+(VI)	Shareholding % calculated as per SCRR, 1957 As a % of (A+B+C2) (VIII)	Number of Voting Rights held in each class of securities (IX)			No of shares Underlying convertible securities (including Warrants) (X)	Shareholding as a % assuming full conversion of convertible securities (as a percentage of diluted share capital) (XI)=(VII)+(X) As a % of A+B+C2)	Number of Locked in shares (XII)		Number of shares pledged or otherwise encumbered (XIII)		Number of equity shares held in dematerialized form (XIV)
								No of Voting Rights					As a % of total shares held (a)	No. (Not applicable) (a)	As a % of total shares held (Not applicable) (b)	No. (Not applicable) (b)	
								Class x	Class y	Total							
(c) Employee Trusts																	
(d) Overseas Depositories (holding DRs) (balancing figure)																	
(e) Any Other (specify)																	
Bodies Corporate		94	229779	0	0	229779	3.1961	229779	0	229779	3.1961	0	3.1961	0	0.0000	NA	221418
Clearing Member		16	26806	0	0	26806	0.3729	26806	0	26806	0.3729	0	0.3729	0	0.0000	NA	26806
Non Resident Individual		387	133425	0	0	133425	1.8559	133425	0	133425	1.8559	0	1.8559	0	0.0000	NA	32685
Foreign National		1	100	0	0	100	0.0014	100	0	100	0.0014	0	0.0014	0	0.0000	NA	100
Sub Total		8018	3811344	0	0	3811344	53.0136	3811344	0	3811344	53.0136	0	53.0136	0	0.0000	NA	3133601
Total Public Shareholding (B)=(B)(1)+(B)(2)+(B)(3)		8031	4140224	0	0	4140224	57.5881	4140224	0	4140224	57.5881	0	57.5881	0	0.0000	NA	3456511



DEEPAK SPINNERS LIMITED

Table Iv - Statement Showing shareholding pattern of the Non Promoter - Non Public shareholder as on 30/12/2017

Category & Name of the Shareholders (I)	PAN (II)	No of shareholders (III)	No. of fully paid up equity shares held (IV)	Partly paid-up equity shares held (V)	Nos. of shares underlying Depository Receipts (VI)	Total nos. shares held (VII)=(IV) + (V)+(VI)	Shareholding % calculate d as per SCRR, 1957) As a % of (A+B+C2) (VIII)	Number of Voting Rights held in each class of securities (IX)				No of shares Underlying outstanding convertible securities (including Warrants) (X)	Total Shareholding as a % assuming full conversion of convertible securities (as a percentage of diluted share capital) (XI)=(VII)+(X) As a % of A+B+C2)	Number of Locked in shares (XII)		Number of shares pledged or otherwise encumbered (XIII)		Number of equity shares held in dematerialized form (XIV)		
								No of Voting Rights			Total as a % of Total Voting rights			No. (a)	As a % of total shares held (b)	No. (a)	As a % of total shares held (b)			
								Class x	Class y	Total										
(1) Custodian / DR Holder																				
(2) Employee Benefit Trust (under SEBI (Share based Employee Benefit) Regulations, 2014)																				
Total Non Promoter - Non Public Shareholding (C)=(C)(1)+(C)(2)		0	0	0	0	0	0.0000	0	0	0	0.0000	0	0.0000	0	0.0000	NA	NA		0	

