

Format of holding of specified securities

1. Name of Listed Entity: DEEPAK SPINNERS LIMITED (CIN:U17301DL1982PLC013362)
2. Scrip Code 514030 Name of Scrip -:- Class of Security Equity
3. Share Holding Pattern Filed under : Reg. 31(1)(a)/Reg. 31(1)(b)/Reg. 31(1)(c)
 - a. If under 31 (1)(b) then indicate the report for Quarter ending: 31/03/2016
 - b. If under 31(1)(c) then indicate date of allotment/extinguishment

4. Declaration : The Listed entity is required to submit the following declaration to the extent of submission of information:-

Particulars	Yes*	No*
1 Whether the Listed Entity has issued any partly paid up shares?		No
2 Whether the Listed Entity has issued any Convertible Securities or Warrants?		No
3 Whether the Listed Entity has any shares against which depository receipts are issued?		No
4 Whether the Listed Entity has any shares in Locked-in?		No
5 Whether any shares held by promoters are pledge or otherwise encumbered?		No

* If the Listed Entity selects the option 'No' for the questions above, the column for the partly paid up shares, Outstanding Convertible Securities/Warrants, depository receipts, locked-in shares, No of shares pledged or otherwise encumbered by promoters, as applicable, shall not be displayed at the time of dissemination on the Stock Exchange website. Also wherever there is 'No' declared by Listed Entity in above table the values will be considered as 'Zero' by default on submission of the format of holding of specified securities.


5. The tabular format for disclosure of holding of specified securities is as follows:-



DEEPAK SPINNERS LIMITED

Table I - Summary Statement holding of specified securities as on 31/03/2016


Category (I)	Category of shareholder (II)	Nos. of shares (III)	No. of fully paid up equity shares held (IV)	No. of Partly paid-up equity shares held (V)	No. of shares underlying Depository Receipts (VI)	Total nos. shares held (VII)=(IV)+(V)+(VI)	Shareholding as a % of total no. of shares (calculated as per SCRR, 1957) As a % of (A+B+C2)	Number of Voting Rights held in each class of securities (X)			No. of shares outstanding convertible securities (including Warrants) (X)	Shareholding as a % assuming full conversion of convertible securities (as a percentage of diluted share capital) (XI)=(VII)+(X) As a % of (A+B+C2)	Number of Locked in shares (XII)		Number of shares pledged or otherwise encumbered (XIII)		Number of equity shares held in dematerialized form (XIV)
								Class eg: x	Class eg: y	Total			As a % of total shares held (b)	No. (a)	As a % of total shares held (b)	No. (a)	
(A)	Promoter & group	13	2952035	0	0	2952035	41.0611	2952035	0	2952035	41.0611	No. (a)	0	0.0000	No. (a)	0	2952035
(B)	Public	8624	4237333	0	0	4237333	58.9389	4237333	0	4237333	58.9389	0	0.0000	NA	NA	0	3529088
(C)	Non Promoter - Non Public													NA	NA		
(C1)	Shares underlying DRS						NA							NA	NA		
(C2)	Shares held by Employee Trusts																
	Total	8637	7189368	0	0	7189368	100.0000	7189368	0	7189368	100.0000	0					6481123



DEEPAK SPINNERS LIMITED

Table II - Statement Showing shareholding pattern of the Promoter and Promoter Group as on 31/03/2016


(1)	Category & Name of the Shareholders (I)	PAN (II)	Nos. of sharehold ers (III)	No. of fully paid up equity shares held (IV)	Partly paid-up equity shares held (V)	Nos. of shares underlying Depository Receipts (VI)	Total nos. shares held (VII)=(IV)+(V)+(VI)	Sharehold ing % calculated as per SCRR, 1957) As a % of (A+B+C2) (VIII)	Number of Voting Rights held in each class of securities (IX)			Total as a % of Total Voting rights (X)	No of shares underlying convertible securities (including Warrants) (XI)	Shareholdin g as a % assuming full conversion of convertible securities (as a percentage of diluted share capital) (XII)=(VII)+(X) As a % of (A+B+C2)	Number of Locked in shares (XIII)	As a % of total shares held (b)	Number of shares pledged or otherwise encumbered (XIII)	As a % of total shares held (b)	Number of equity shares held in demateriali zed form (XIV)
									Class x	Class y	Total								
(a)	Indian Individuals/Hindu undivided Family		8	1155936	0	0	1155936	16.0784	1155936	0	1155936	16.0784	0	0.0000	0	0.0000	0	0.0000	1155936
	PRADIP KUMAR DAGA	AGAPD08547R	1	495649	0	0	495649	6.8942	495649	0	495649	6.8942	0	0.0000	0	0.0000	0	0.0000	495649
	ASHA DEVI DAGA	ADIPD1260C	1	364062	0	0	364062	5.0639	364062	0	364062	5.0639	0	0.0000	0	0.0000	0	0.0000	364062
	YASHWANT KUMAR DAGA	AFYPD7477F	1	215910	0	0	215910	3.0032	215910	0	215910	3.0032	0	0.0000	0	0.0000	0	0.0000	215910
	Shantanu Daga	AHXP05470F	1	29615	0	0	29615	0.4119	29615	0	29615	0.4119	0	0.0000	0	0.0000	0	0.0000	29615
	YASHWANT KUMAR DAGA	AAAHY3936K	1	25110	0	0	25110	0.3493	25110	0	25110	0.3493	0	0.0000	0	0.0000	0	0.0000	25110
	NANDINI DAGA	AHUPD8227B	1	18850	0	0	18850	0.2622	18850	0	18850	0.2622	0	0.0000	0	0.0000	0	0.0000	18850
	PRADIP KUMAR DAGA	AAAGP3089J	1	4830	0	0	4830	0.0672	4830	0	4830	0.0672	0	0.0000	0	0.0000	0	0.0000	4830
	PRADIP KUMAR DAGA	AAAHG9165J	1	1910	0	0	1910	0.0266	1910	0	1910	0.0266	0	0.0000	0	0.0000	0	0.0000	1910
(b)	Central Government/State Government(s)																		
(c)	Financial Institutions/Banks																		
(d)	Any Other (specify)																		
	Bodies Corporate		5	1796099	0	0	1796099	24.9827	1796099	0	1796099	24.9827	0	0.0000	0	0.0000	0	0.0000	1796099
	MANGALAM ENGINEERING PROJECTS LIMITED	AACCM0359B	1	918929	0	0	918929	12.7818	918929	0	918929	12.7818	0	0.0000	0	0.0000	0	0.0000	918929
	CONTRANSYS PRIVATE LIMITED	AABCC0141L	1	402100	0	0	402100	5.5930	402100	0	402100	5.5930	0	0.0000	0	0.0000	0	0.0000	402100
	JALPAIGURI HOLDINGS PRIVATE LIMITED	AAACJ7869D	1	400070	0	0	400070	5.5647	400070	0	400070	5.5647	0	0.0000	0	0.0000	0	0.0000	400070
	COPLAMA PRODUCTS PRIVATE LIMITED	AABCC1046L	1	49500	0	0	49500	0.6885	49500	0	49500	0.6885	0	0.0000	0	0.0000	0	0.0000	49500
	LONGVIEW TEA COMPANY LTD	AAACL5564F	1	25500	0	0	25500	0.3547	25500	0	25500	0.3547	0	0.0000	0	0.0000	0	0.0000	25500
	Sub Total		13	2952035	0	0	2952035	41.0611	2952035	0	2952035	41.0611	0	0.0000	0	0.0000	0	0.0000	2952035
(2)	Foreign Individuals (Non-Resident Individuals/Foreign Individuals)																		
(a)	Government																		
(b)	Institutions																		
(c)	Foreign Portfolio Investor																		
(d)	Any Other (specify)																		
(e)	Sub Total		0	0	0	0	0	0.0000	0	0	0	0.0000	0	0.0000	0	0.0000	0	0.0000	0
	Total Shareholding of Promoter and Promoter Group		13	2952035	0	0	2952035	41.0611	2952035	0	2952035	41.0611	0	0.0000	0	0.0000	0	0.0000	2952035



DEEPAK SPINNERS LIMITED

Table III - Statement Showing shareholding pattern of the Public shareholder as on 31/03/2016

(1)	(2)	(3)	(4)	(5)	(6)	(7)	(8)	Number of Voting Rights held in each class of securities (IX)			(10)	(11)	(12)	(13)	(14)
								Class x	Class y	Total					
(1)	(2)	(3)	(4)	(5)	(6)	(7)	(8)	(9)	(10)	(11)	(12)	(13)	(14)	(15)	(16)
(a)	Mutual Funds / UTI		4	5400	0	0	5400	0	0	5400	0.0751	0	0	0.0751	0
(b)	Venture Capital Funds														
(c)	Alternate Investment Funds														
(d)	Foreign Venture Capital Investors														
(e)	Foreign Portfolio Investors														
(f)	Financial Institutions / Banks		8	319780	0	0	319780	0	0	319780	4.4480	0	0	4.4480	0
(g)	Insurance Companies		1	3700	0	0	3700	0	0	3700	0.0515	0	0	0.0515	0
(h)	Provident Funds / Pension Funds														
(i)	Any Other (specify)														
	Sub Total		13	328880	0	0	328880	0	0	328880	4.5745	0	0	4.5745	0
(2)	Central Government / State Government(s) / President of India														
(3)	Non-Institutions														
(a)	Individuals-														
	i. Individual shareholders holding nominal share capital upto Rs.2 lakhs		8058	1947646	0	0	1947646	0	0	1947646	27.0906	0	0	27.0906	0
	ii. Individual shareholders holding nominal share capital in excess of Rs.2 lakhs		25	1550117	0	0	1550117	0	0	1550117	21.5612	0	0	21.5612	0
	SATHYA S	AJPPS2696H	1	227368	0	0	227368	0	0	227368	3.1626	0	0	3.1626	0
	BALDEV KUMAR GARG	AADHB1552P	1	189596	0	0	189596	0	0	189596	2.6372	0	0	2.6372	0
	BALDEV KUMAR GARG	AAWFG6834E	1	185009	0	0	185009	0	0	185009	2.5734	0	0	2.5734	0
	KUNJU BIHARI KASAT (HUF)	AACHK0828M	1	150000	0	0	150000	0	0	150000	2.0864	0	0	2.0864	0
	RITESH GARG	ALXPG9627K	2	138503	0	0	138503	0	0	138503	1.9265	0	0	1.9265	0
	SANTOSH GARG	AEAPG7315L	1	98727	0	0	98727	0	0	98727	1.3732	0	0	1.3732	0
	PRIVANKA	AKOPP7720J	1	75888	0	0	75888	0	0	75888	1.0556	0	0	1.0556	0
	Devyani Dharmesh Rathod	AATPR2733C	1	72922	0	0	72922	0	0	72922	1.0143	0	0	1.0143	0
(b)	NBFCs registered with RBI		1	1000	0	0	1000	0	0	1000	0.0139	0	0	0.0139	0



DEEPAK SPINNERS LIMITED

Table III - Statement Showing shareholding pattern of the Public shareholder as on 31/03/2018

(c) Category & Name of the Shareholders (I)	PAN (II)	Nos. of shareholders (III)	No. of fully paid up equity shares held (IV)	Partly paid-up equity shares held (V)	Nos. of shares underlying Depository Receipts (VI)	Total nos. shares held (VII)=(IV)+(V)+(VI)	Shareholding % calculated as per SCRR, 1957) As a % of (A+B+C2) (VIII)	Number of Voting Rights held in each class of securities (IX)			Total as a % of Total Voting rights (X)	No. of shares underlying convertible securities (including Warrants) (XI)	Shareholding as a % assuming full conversion of convertible securities (as a percentage of diluted share capital) (X)=(VII)+(XI) As a % of (A+B+C2)	Number of Locked in shares (XII)	Number of shares pledged or otherwise encumbered (XIII)	Number of shares held in dematerialized form (XIV)
								Class x	Class y	Total						
(d) Overseas Depositories (holding DRs) (balancing figure)																
(e) Any Other (specify)																
Bodies Corporate		100	249240	0	0	249240	3.4668	249240	0	249240	3.4668	0	0.0000	NA	240879	
Cleaning Member		23	15946	0	0	15946	0.2218	15946	0	15946	0.2218	0	0.0000	NA	15946	
Non Resident Individual		403	144404	0	0	144404	2.0086	144404	0	144404	2.0086	0	0.0000	NA	42764	
Foreign National		1	100	0	0	100	0.0014	100	0	100	0.0014	0	0.0000	NA	100	
Sub Total		8611	3908453	0	0	3908453	54.3643	3908453	0	3908453	54.3643	0	0.0000	NA	3206178	
Total Public Shareholding		8624	4237333	0	0	4237333	58.9389	4237333	0	4237333	58.9389	0	0.0000	NA	3529088	



DEEPAK SPINNERS LIMITED

Table IV - Statement Showing shareholding pattern of the Non Promoter - Non Public shareholder as on 31/03/2016

(1)	Category & Name of the Shareholders (I)	PAN (II)	No of shareholders (III)	No. of fully paid up equity shares held (IV)	Partly paid-up equity shares held (V)	Nos. of shares underlying Depository Receipts (VI)	Total nos. shares held (VII)=(IV) + (V)+(VI)	Shareholding % calculated as per SCRR, 1957) As a % of (A+B+C2) (VIII)	Number of Voting Rights held in each class of securities (IX)			Total Shareholding as a % assuming full conversion of convertible securities (as a percentage of diluted share capital) (XI)=(VII)+(X) As a % of (A+B+C2)	Number of Locked in shares (XII)	Number of shares pledged or otherwise encumbered (XIII)	As a % of total shares held (Not applicable) (Not applicable) (b) (a) (b)	Number of equity shares held in dematerialized form (XIV)		
									Class x	Class y	Total							
(2)	Employee Benefit Trust (under SEBI (Share based Employee Benefit) Regulations, 2014)																	
	Total Non Promoter - Non Public Shareholding (C)=(C)(1)+(C)(2)		0	0	0	0	0	0.0000	0	0	0	0.0000	0	0	0.0000	NA	NA	0

